

An Improved Process for the Preparation of an α,α -Difluorosulfonylisoxazoline Herbicide

Chantal Belie^a, Jutta Boehmer^a, Eric Clarke^a, Anne Dalençon^a, Jonathan Dallimore^a, Martin Diggelmann^{*b}, Myriem El Qacemi^{cd}, Katharine Ingram^a, Andy Knee^a, Tony Kozakiewicz^a, Adrian Longstaff^a, Derek McCormack^a, Matthew McLachlan^a, Nick Mulholland^a, Andrew Plant^b, and John Williams^a

Abstract: An efficient synthesis of a difluorosulfone-containing herbicide has been achieved by selective reductive silylation of a symmetrical bis(trifluoromethyl)-1,2,3-triazole. Subsequently, a fluoride-induced reaction led to a difluoromethyl anion equivalent, which was reacted with a sulfur electrophile leading ultimately to the key difluorosulfide moiety.

Keywords: Defluorinative silylation · Herbicide · Process chemistry

Sulfonyl isoxazolines such as pyroxasulfone (KIH-485) and fenoxasulfone (KIH-1419)^[1] represent a new class of herbicides. These chemicals, which are potent inhibitors of plant Very Long Chain Fatty Acid Elongases (VLCFAEs), control weeds which would otherwise have a negative impact on crop yields.

At Syngenta, we became interested in fluorinated derivatives of this class, which showed interesting activity against grasses and broad leaf weeds. Compound **A**^[2] was a lead molecule in our investigation (Fig. 1) and we present here our work towards a convergent, scalable and cost-effective route to this compound.

The original research route to compound **A** consisted of an eight-step linear sequence and suffered from various drawbacks, not least a) the alkylation of an early triazole intermediate **B** that proceeded with poor regioselectivity; b) an electrophilic fluorination using *N*-fluorobenzenesulfonylimide (NFSI), a costly reagent not well suited to our purposes (Scheme 1).

We therefore sought a new highly convergent and regioselective route to compound **A** that would use only cheap and atom-economic sources of fluorine.

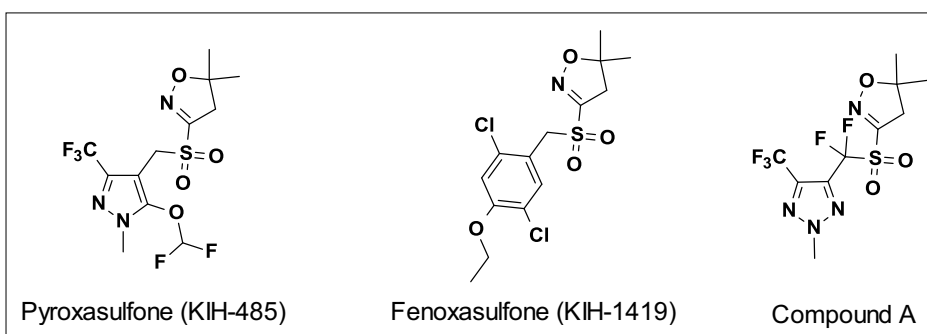
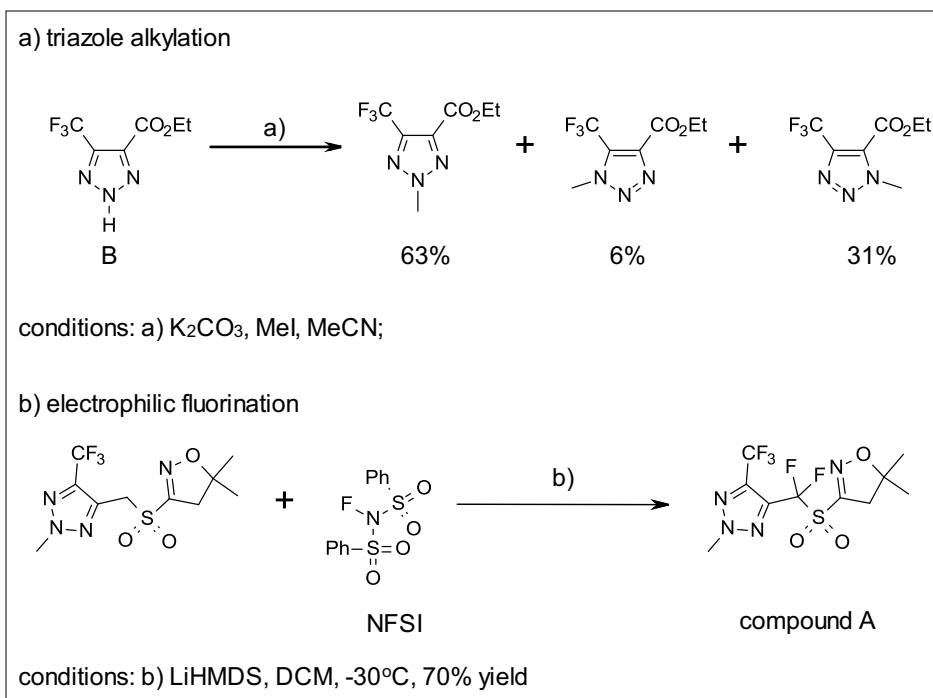


Fig. 1. Representatives of a new class of herbicides.



*Correspondence: Dr. M. Diggelmann^b

^aSyngenta Crop Protection
Jealott's Hill International Research Centre Bracknell
Berkshire RG42 6EY, UK

^bSyngenta Crop Protection AG
CH-4002 Basel, Switzerland

^cSyngenta Crop Protection Münchwilen AG
Schaffhauserstrasse, CH-4332 Stein, Switzerland

^dCorrespondence should be addressed to Dr. M. El Qacemi

Tel.: +41 62 866 0231

E-mail: myriem.el_qacemi@syngenta.com

Scheme 1. Challenges in the initial research route.

1. The First Convergent Synthesis to Compound A

Our preferred retrosynthetic strategy focussed on the formation of the compound **A** bridge by addition of a 'difluoromethyl anion' equivalent to a suitable sulfur-based electrophile (Scheme 2).

The literature precedent for a coupling of this type was encouraging, with a publication from Wakselman *et al.*^[3] highlighting the formation of phenyldifluoromethyl silane (**2**) by reductive silylation of phenyldifluorochloromethane (**1**)^[4] and subsequent reaction of the silane with a range of electrophiles (Scheme 3).

We envisaged that, in our case, the key substrate for the reductive silylation, the difluorochlorotriazole **7**, could be prepared from the trichlorotriazole **6**, which in turn could be derived from either the bromotriazole **4** or the carboxylic acid **5** (Scheme 4).^[5]

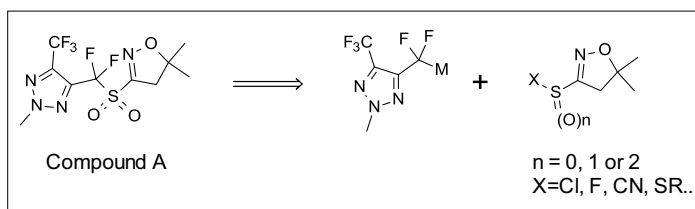
Starting from the bromotriazole **4**, halogen/metal exchange with the 'turbo Grignard' reagent *i*PrMgCl-LiCl, followed by reaction with CCl₄ afforded the desired product **6** in 65% yield albeit with significant quantities of the corresponding chlorotriazole as byproduct. More usefully, we were able to prepare **6** in larger quantities from the corresponding carboxylic acid **5** by treatment with PhP(O)Cl₂ and PCl₅.^[6]

The trichloride **6** proved to be inert to excess HF buffered with pyridine. The use of various ratios of fluorinated antimony reagents (SbF₃/SbCl₅, Swarts reaction)^[7] also failed to give the desired difluorochloro compound in a clean manner, with over fluorination to the trifluoromethyl compound prevailing in all experiments attempted. In contrast, selective and clean difluorination was achieved using AgBF₄^[8] in dichloromethane (Scheme 4) or anhydrous HF.

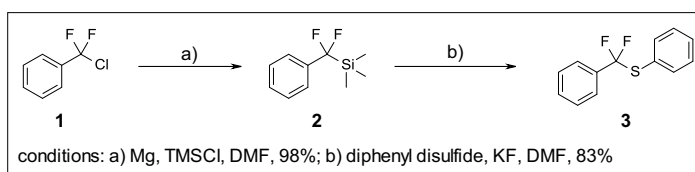
The final reductive silylation step worked surprisingly well given the challenging nature of this transformation. Indeed, in contrast to alkyl C-Cl bonds, which can be reduced under standard conditions with activated magnesium, perfluorinated chloroalkyls display far reduced reactivity under similar conditions. Noteworthy, the reductive silylation of the triazole **7** represents, to the best of our knowledge, the first example of this transformation on a heteroaromatic compound.

With the key triazole **8** in hand, a range of sulfur-containing electrophiles were prepared to test their suitability in the coupling reaction. Disulfides **11** and **12**, the sulfonyl derivatives **13** and **14** and the thiocyanate **15** (Scheme 5) were prepared from either chloroisoxazoline^[9] **10** or isoxazolidinone **9**.^[10]

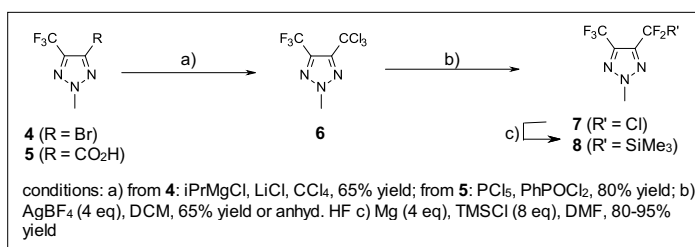
The first results obtained using disulfides were very encouraging and the



Scheme 2.
Retrosynthetic disconnection.



Scheme 3. Literature precedent.



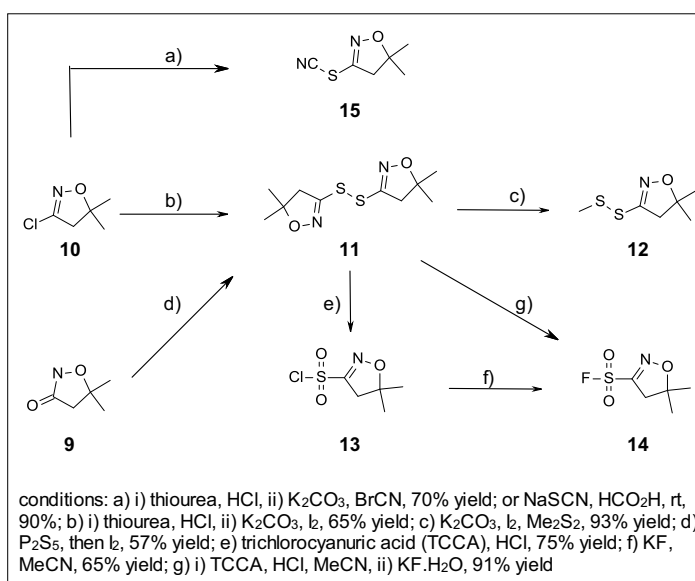
Scheme 4.
Preparation of the triazole building block.

desired compound **16** could be detected (Scheme 6). However, the use of the disulfide **11** involves the loss of one isoxazoline moiety, which, though potentially recyclable, is not attractive from a cost point of view. To overcome this issue, a single experiment with the mixed disulfide **12** was carried out. Unfortunately, under the conditions tried, the major product of the reaction was compound **17**, which probably reflects the polarisation of the S-S bond.

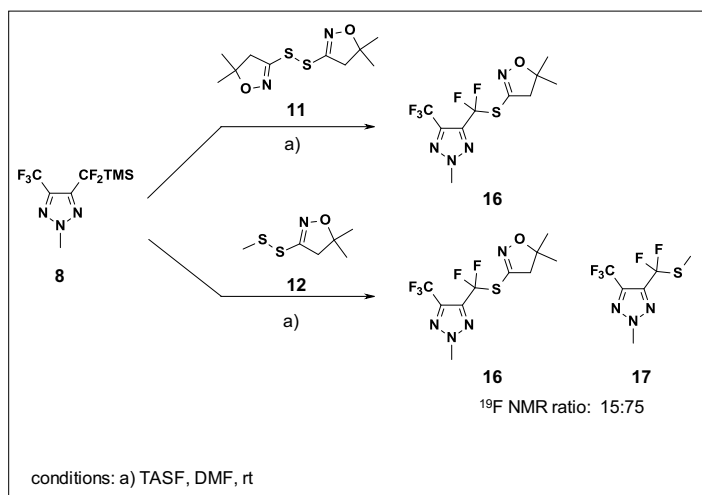
Of the other electrophiles investigated (Scheme 7), the thiocyanate **15** emerged as the most promising coupling partner. All others either suffered from poor mass economy or selectivity in the reaction and further optimisation of the coupling reaction with **15** was therefore carried out (Table 1).

Initial reactions on a small scale were frequently performed with TASF (tris(dimethylamino)sulfonium difluorotrimethylsilicate) as a convenient source of anhydrous fluoride. However, a screen of different nucleophilic initiators showed that the scope was broad (including *t*BuOK and CN⁻) and that KF was optimal. Additionally, while the reaction could be performed with catalytic quantities of KF (reaction propagated by CN⁻), the reaction proceeded in higher yields with stoichiometric amounts. Polar aprotic solvents were found to be optimal, with the best result observed in DMA. The poor solubility of KF was alleviated by introduction of 10 mol% 18-crown-6, which significantly enhanced the reaction rate.

This key reaction established the desired α,α -difluorosulfide bond and with



Scheme 5.
Preparation of isoxazoline synthons.



Scheme 6. First addition reactions.

Table 1.

Isoxazoline reactant	conditions	Yield [%]
13	TASF, DMF, rt	0% ^a 18
14	KF (0.9 equiv), DMF, rt	28% ^b 18
15	TASF (0.25 equiv), DMF, rt	28% 16
15	KF (1 equiv), 18-c-6 (0.1 equiv), DMF, rt	56% 16
15	KF (1 equiv), 18-c-6 (cat.), DMA, rt	74% 16

^aDecomposition of the sulfonyl chloride 13 under the reaction conditions to give the chloroisoxazoline

^bThe nucleophilic attack on the carbon atom of the isoxazoline was observed as a side product

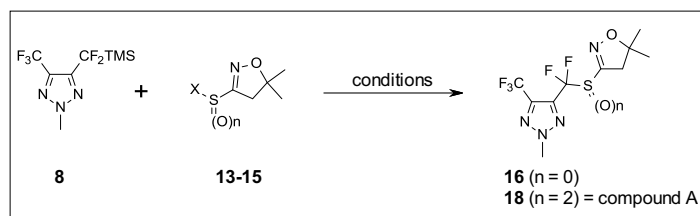
the optimised conditions in place, compound 16 could be obtained in 74% yield (Scheme 8). Subsequent oxidation with peracetic acid completed the sequence to give the desired compound A.

2. A Breakthrough Defluorinative Silylation – The Optimized Route to Compound A

Given the success of the first coupling approach, we were keen to explore an even more efficient, albeit far more challenging, variant of this reaction (Fig. 2).

The N-H bis(trifluoromethyl) triazole 19 was known in the patent literature^[11] and accessible in only two steps from cheap starting materials. If achievable, a subsequent selective alkylation and reductive silylation would allow access to the key building block 16 in only four linear steps; a highly attractive option.

The desired transformation required the reduction of a relatively inert C–F bond, which was expected to be difficult and we also anticipated that another major challenge would be to achieve the selective reduction of just one of the C–F bonds. This was confirmed by cyclic voltammetry measurements which revealed similar redox potentials^[12] for both the product si-



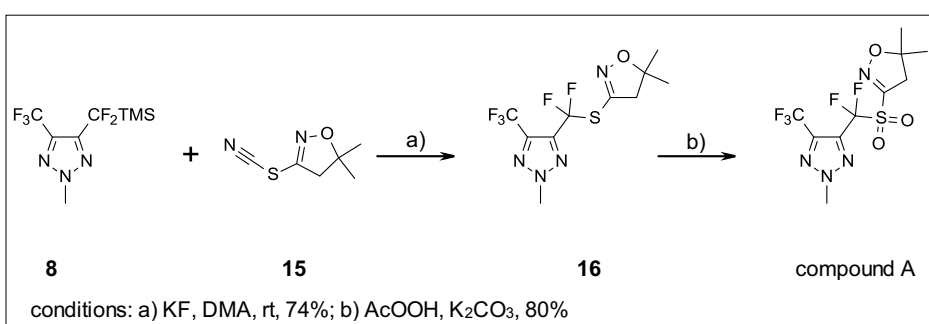
Scheme 7. Coupling step experiments.

lane 8 and the starting material 20 (Fig. 3). When we initiated our investigation, only two examples of defluorinative silylation of CF_3 groups were described in the literature.^[13,14]

The required hexafluorotriazole 19 was prepared as reported in the literature. To our delight, it was found that the methylation proceeded with good regioselectivity to give the desired methyl triazole 20 in 87% yield.

Initial reactions suggested that the proposed reductive silylation was difficult, as only large excess of reagents (40 equiv Mg, 8 equiv TMSCl, DMF/THF) furnished the triazole 8 in 6% yield.

However, encouraged by this result, the reaction was optimized more intensively.^[15] Most urea and amide solvents accelerated the rate of the reaction but led to lower selectivity, while ethereal solvents were far more selective but the reaction was then extremely sluggish. To improve the rate of



Scheme 8. Coupling step to difluorosulfide.

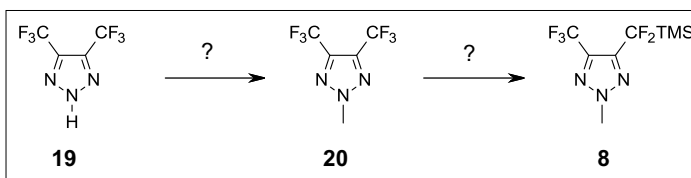
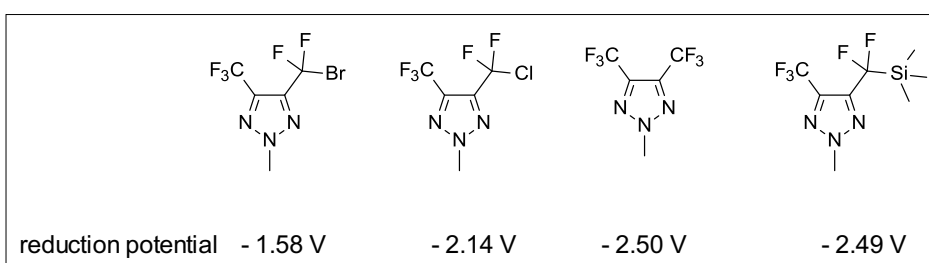
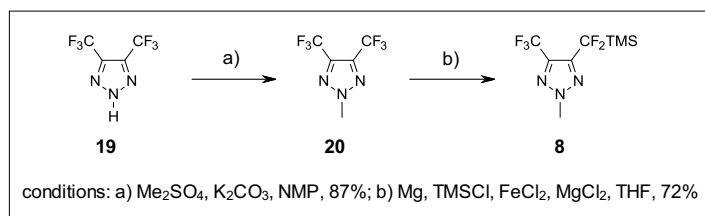
Fig. 2. Reductive silylation of a CF_3 group.

Fig. 3. Electrode reduction potentials of key triazole building blocks.



Scheme 9. Reductive silylation of the bis(trifluoromethyl) triazole.

the reaction, we thus focused our attention on THF in combination with additives, to activate the metal surface (LiCl , ZnCl_2 , MgCl_2 , FeCl_2 and FeCl_3), or activated forms of Mg (e.g. Rieke Mg).

Under the optimized conditions, a remarkable 72% yield was obtained reproducibly, using Mg in combination with FeCl_2 and MgCl_2 , as additives (conditions b, Scheme 9).

In summary, a highly efficient route to compound **A** was developed, including a reductive silylation of a trifluoromethyl group and a convergent coupling of a 'difluoromethyl anion' equivalent and a thiocyanate. Importantly, we were able to install the difluorosulfone moiety efficiently without adding significant cost to the overall process.

3. Experimental Part

3.1 Defluorinative Silylation of Compound **7** (Scheme 4)

A suspension of magnesium powder (1.590 g, 66 mmol) was stirred in anhydrous DMF (40 mL) under nitrogen for 90 min. To this mixture was added at room temperature chlorotrimethylsilane (17 mL, 135 mmol) and the suspension was stirred for 45 min. To this suspension, a solution of the triazole (3.796 g, ca. 16.1 mmol) in anhydrous DMF (20 mL) was added at 0 °C. The reaction was exothermic and some gas evolution was observed. The reaction mixture was slowly warmed to room temperature and stirred for 3.5 h and then quenched with ice water (100 mL). The solution was extracted with diethylether (3 × 80 mL), washed with brine (100 mL), dried over Na_2SO_4 and then concentrated *in vacuo* to give a crude residue. This residue was filtered through a pad of silica (8:2 isohexane/ether) and concentrated to give the title compound **8** (4.172 g, 95%). ^1H NMR (400 MHz, CDCl_3): 4.24 (3H); 0.25 (9H) ppm. ^{19}F NMR (376 MHz, CDCl_3): -59.82 ppm (CF_3), -108.96 ppm (CF_2).

3.2 Coupling Step Using Compound **8** (Scheme 8)

To a solution of the thiocyanate **15** (680 mg, 4.39 mmol) under nitrogen in DMA (anhydrous) (5.0 mL) was added KF (spray-dried, from a new bottle, 200 mg,

3.44 mmol) and 18-crown-6. The solution turned orange immediately. The reaction mixture was stirred at room temperature for 5 min, then a solution of the triazole **8** (1 g, 3.66 mmol) in 1 ml DMF was added dropwise, whereupon the solution turned brown and a slight exotherm was observed. The solution was stirred at room temperature. The reaction was followed by fluorine NMR, and was found to have gone to completion after 48 h.

The reaction mixture was quenched with NaHCO_3 and extracted with ether and washed with sat. sodium metabisulfite, then the organic layer was then dried over MgSO_4 and concentrated *in vacuo* to give a crude residue. The residue was purified by column chromatography using 3:1 hexane:ether to provide the desired product **16** (0.9 g, 74%). ^1H NMR (400 MHz, CDCl_3): 4.31 (3H, s), 3.11 (2H, s), 1.49 (6H, s) ppm. ^{19}F NMR (376 MHz, CDCl_3): -60.08 (CF_3), -64.40 (CF_2) ppm.

3.3 Defluorinative Silylation of Compound **20** (Scheme 9)

A suspension of magnesium powder (251 mg, 10.3 mmol) and ethyl bromide (30.1 mg) was stirred in anhydrous THF (1.45 mL) under nitrogen for 1h. To this mixture was added at room temperature FeCl_2 (16.2 mg) followed by 259 μL of a solution of MgCl_2 (prepared from stirring 707 mg of Mg powder with 2.4 g of 1,2-dichloroethane in 50 mL of THF for 3 h). The suspension was stirred for 5 min, and then a solution of the triazole **20** (550 mg, 87% purity) in anhydrous THF (1 mL) was added, followed after 15 min of chlorotrimethylsilane (1.09 g) at 0 °C. The suspension was allowed to warm to room temperature and stirred for 2 days, then the reaction was diluted with diethyl ether (10 mL) and the suspension was filtered. The filtrate was concentrated under vacuum, redissolved in diethyl ether and filtered through hyflow. The filtrate obtained was concentrated under vacuum and the residue was purified by flash chromatography on silica gel (100% hexane to 92:8 hexane/diethylether) and concentrated to give the title compound **8** (439 mg, 73%).

- [1] a) Y. Tanetani, K. Kaku, K. Kawai, T. Fujioka, T. Shimizu, *Pestic. Biochem. Physiol.* **2009**, *95*, 47; b) M. Nakatani, T. Yoshimura, R. Hanai, Y. Tanetani, T. Shimizu, 'Herbicides Disturbing the Synthesis of Very Long-Chain Fatty Acids', in 'Modern Crop Protection Compounds', 2nd Ed., Eds W. Krämer, U. Schirmer, P. Jeschke, M. Witschel, Wiley-VCH, Weinheim, **2012**, Volume 1, p. 326.
- [2] J. E. Boehmer, M. M. W. Mclachlan, WO Patent Appl. No. WO2007096576, **2007**.
- [3] J. Guidotti, F. Metz, M. Tordeux, C. Wakselman, *Synlett* **2004**, *10*, 1759.
- [4] Presumably, the reaction proceeds by SET reduction of the C-Cl bond with magnesium which rapidly reacts with TMSCl to give phenyldifluoromethyl silane. Attempts to isolate the organomagnesium intermediate were unsuccessful.
- [5] The preparation of **5** is described in: J. Ehrenfreund, H. Tobler, H. Walter, WO Patent Appl. No. WO200418438, **2004**.
- [6] L. H. McKendry, M. J. Ricks, R. B. Roberts, Eur. Pat. Appl. No EP0046653, **1981**.
- [7] a) F. Swarts, *Bull. Acad. Roy. Belg.* **1892**, *24*, 309; b) F. Swarts, *Bull. Acad. Roy. Belg.* **1892**, *24*, 474.
- [8] A. J. Bloodworth, K. J. Bowyer, J. C. Mitchell, *Tetrahedron Lett.* **1987**, *28*, 5347.
- [9] M. Nakatani, K. Kaku, T. Yoshimura, M. Tamaru, H. Kawasaki, K. Kobayashi, T. Miyazawa, WO Patent Appl. No. WO2001012613, **2001**.
- [10] J. L. Olive, C. Petrus, F. Petrus, *Bull. Soc. Chim. Fr.* **1976**, *9-10*, 1589.
- [11] a) M. Armand, Y. Choquette, M. Gauthier, C. Michot, Eur. Pat. Appl. No EP850933, **1998**; b) M. Armand, C. Michot, M. Gauthier, Y. Choquette, Eur. Pat. Appl. No EP1391952, **2004**.
- [12] Cyclic voltammograms were obtained using a glassy carbon working electrode, Ag/AgCl reference electrode and platinum auxiliary electrode in DMF.
- [13] a) H. Amii, Y. Hatamoto, M. Seo, K. Uneyama, *J. Org. Chem.* **2001**, *66*, 7216; b) P. Clavel, M.-P. Léger-Lambert, C. Biran, F. Serein-Spirau, M. Bordeaux, N. Roques, H. Marzouk, *Synthesis* **1999**, 829; c) P. Clavel, G. Lessene, C. Biran, M. Bordeaux, N. Roques, S. Trévin, D. de Montauzon, *J. Fluorine Chem.* **2001**, *107*, 301.
- [14] a) K. Uneyama, A. Takagi, K. Fujitani, JP Patent Appl. No. JP2008266242, **2008**; b) S. Utsumi, T. Katagiri, K. Uneyama, *Tetrahedron* **2012**, *68*, 1085 (published subsequent to our investigation in the area).
- [15] Several solvents (DMA, DMF, NMP, THF, TMU, DMPU, DMSO, MeCN, pyridine, Et₂O, TBME, dioxane), temperatures, additives (I_2 , EtBr, LiCl, LiBr, NiCl_2 , TiCl_4 , TMEDA, PdCl_2 , MgCl_2 , NaCl, KF, AlCl_3 , NaI/NET_3), activated forms of Mg and reducing metals (Na, Li...) were investigated.